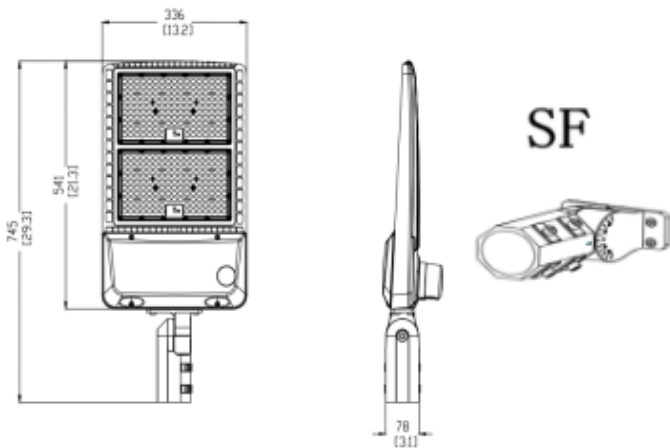




DIMENSIONS



P/N: SZ-PK300W-MXY-XXXXXXZ (V1.2)

Note: Version: 1.2

SZ= Company name

PK = Product series, LED Parking Lot Light

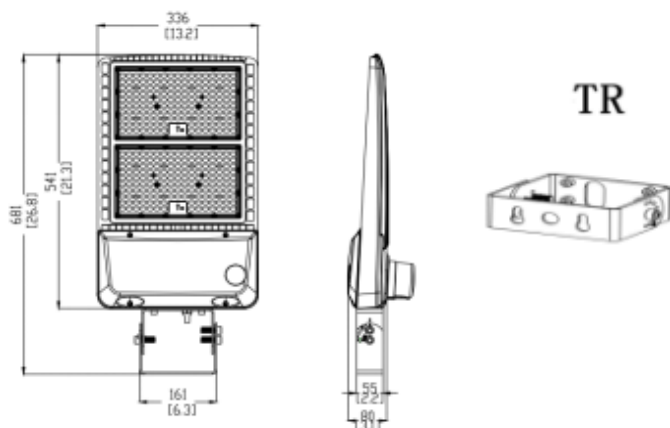
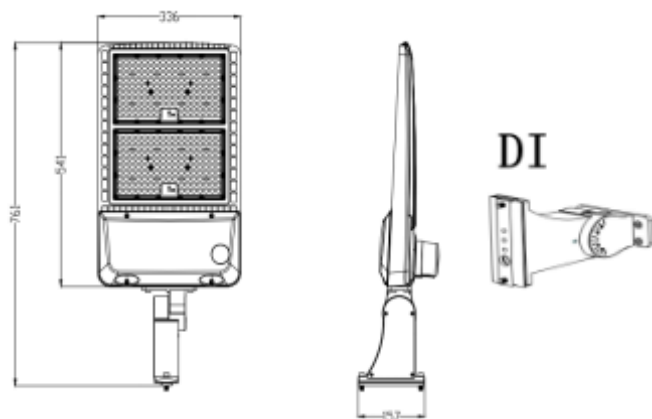
300W = Rating Power

ADVANTAGE

- UL DLC certificate.
- High quality chips deliver over 130 lumens per watt
- IP65 Mean Well or Sosen driver, input voltage 100-277VAC.
- No UV or IR in the beam.
- Easy to install and operate.
- 50,000+hours life span..
- Light is soft and uniform, safe to eyes.
- Instant start, NO flickering, NO humming.
- Green and eco-friendly without mercury.

APPLICATION


- Outdoor basketball court, tennis court.
- Badminton court, the football field, bridge, garden.
- The school playground, stadium.
- Community leisure entertainment plaza, road lamp etc.



SPECIFICATIONS

OPTICAL	Input Power	300W
	Lumen	42000LM
	Lumen Efficacy	140 LM/W ± 10%
	Color Temperature	4000K/4500K/5000K/5700K
	CRI	>70
	Standard Viewing Angle	150*85 Degree (Type III)
	Optional Viewing Angle	Type II, Type III, TypeIV, Type V
ELECTRICAL	Input Voltage	100-277VAC or 200-480VAC 50/60Hz
	PF	≥0.9
	THD	≤20%
	Driver Model	Mean Well or Sosen Driver (1-10Vdc Dimmer)
	Optional Accessory	Photocell / Microwave Motion Sensor
	Mounting Option	Slip Fitter / Direct / Trunnion (Optional)
	Surge Protection	6KV-10KV
MATERIALS	LED Brand	Philips
	LED Type	SMD3030
	LED QTY	308PCS
	Housing	Aluminum Alloy
	Housing Color	Black / Bronze / Red / Green / White (Optional)
	Waterproof Rating	WET (IP65)
OTHERS	Operating Temperature	-40°C TO 45°C
	Operating Humidity	10%-90% RH
	Storage Temperature	-40°C TO 80°C
	Storage Humidity	10%-95% RH
	Warranty Time	5 Years

ADDITIONAL FUNCTIONS



◆ **Photocell**

Photocell dusk to dawn lighting sensor allows the luminaire automatically be lit in the absence of daylight which works with 120-277VAC.

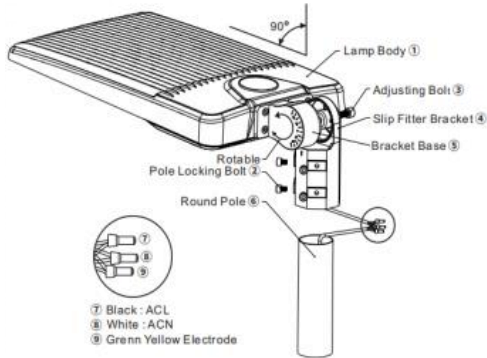


◆ **Microwave Motion Sensor**

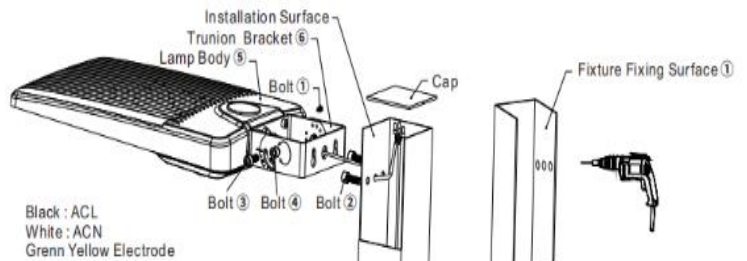
Motion sensor allows the luminaire automatically be lit while the area is occupied, which works with 120-277VAC

INSTALLATION

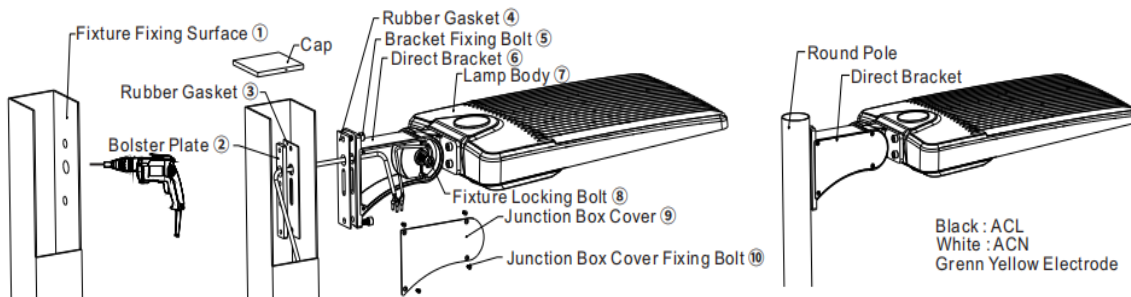
Type I: Slip Fitter Mounting



Type II: Trunnion Mounting


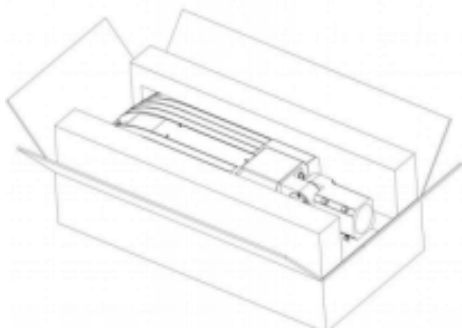


Type III: Direct Mounting

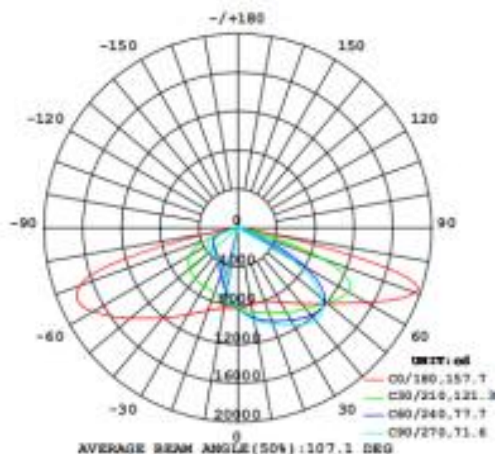


PACKAGE

Stent Type	Lamp Net Weight	Carton Size	Qty / Carton	Gross Weight
1	9.15KG	790*375*150mm	1 PC	10.3KG
2	9.45KG	790*375*150mm	1 PC	10.6KG
3	9.05KG	790*375*150mm	1 PC	10.15KG



PHOTOMETRY



NOTICE FOR USER

- Please turn off power before install or change assembly parts.
- The input voltage and lamps should be matched, after connecting the power line, Please make sure the wiring section is insulated.
- No-professionals, must not install and disassemble the lamps.

TROUBLE SHOOTINGS

Troubles	Check points
Flickering of the light	Turn off the power and turn on again in 3 minutes. If same phenomena occur, then call agencies.
Out of working	Please check the connection.